



ONE SOURCE. ONE SOLUTION.



[www.lambtonconveyor.com](http://www.lambtonconveyor.com)

Lambton is a trademark of Lambton Conveyor Limited

**Lambton Conveyor Limited**

102 Arnold Street, Wallaceburg, Ontario, Canada, N8A 3P4

Tel: +1 519.627.8228 Toll Free: +1 888.239.9713 (North America)

Fax: +1 519.627.0250 Email: [sales@lambtonconveyor.com](mailto:sales@lambtonconveyor.com)

All specifications and designs are subject to change without notice due to continuous product improvement.



# CHAIN CONVEYORS





## HEAD



### Features

- Computer aided modular bolt together design
- CNC manufactured
- 10-8-5 gauge standard galvanized construction
- Heavy duty pillow block bearings
- Heavy duty drive sprocket
- Removable inspection cover
- Dust seals




## TROUGH



### Features


- Computer aided modular bolt together design
- CNC manufactured
- 10 gauge galvanized sides
- 10-8-5 gauge galvanized bottoms available
- UHMW return rollers
- Pre-assembled trunk sections
- Optional abrasion resistant steel liners for bottom and sides.

## TAIL




### Features

- Computer aided modular bolt together design
- CNC Manufactured
- 10-8-5 gauge standard galvanized construction
- Heavy duty pillow block bearings
- Heavy duty sprocket
- Acme screw slack adjusters
- Removable inspection covers
- Dust seals





The head and boot sections of the Lambton drag conveyor comes complete with long lasting roller bearings, with optional auto grease. Auto grease ensures your drag operates with the proper amount of lubrication at all times.



Chain sprockets for both the head and the tail are flame cut or cast from high grade steel to ensure reliability in material movement.

The steel chain is 81x and 81xH 24,000 and 44,000 lb. average ultimate strength. Welded channel attachments add rigid support for paddles. In larger capacity or long conveyors dual chains are used. Paddles are 1/2" thick UHMW CNC manufactured for accuracy. UHMW prevents metal to metal contact reducing HP requirements and increasing conveyor life.



Lambton Drag Hoppers come standard with adjustable flow gates that control the feeding capacity of the conveyor. Standard hopper lengths are 4, 8 and 12 feet in length.

### Manway and Conveyor Catwalks

- Manway and Conveyor Catwalks are designed to fit all conveyors.
- 24" standard walkway width
- Support towers are produced with same precision and rigidity as the Manway Catwalks that they support.
- X-Brace trussing is an available option for all Manway Catwalks, as is a Truss and Guy wire kit (not shown)

